

# TM5SPS3

Power distribution module, Modicon TM5, for  
CANopen interface and I/O 24 V D



Product availability: Stock - Normally stocked in distribution facility

Price\*: 149.00 USD



## Main

Range of Product	Modicon TM5
Product or Component Type	Power distribution module
Product Specific Application	Supply 24 V DC I/O modules and bus CANopen Supply 24 V DC I/O modules and bus Sercos III

## Complementary

Range Compatibility	Modicon LMC078 Modicon LMC058 Modicon M258
Product Compatibility	Logic controller Motion controller
[Us] rated supply voltage	24 V
Network type	DC
Power supply output current	750 MA TM5 power bus 14...131 °F (-10...55 °C) 500 MA TM5 power bus 131...140 °F (55...60 °C) 10 A I/O power segment
Maximum power dissipation in W	1.91 W
Color	Gray
Short-circuit protection	10 A external fuse
Current consumption	<= 25 mA 24 V DC
Marking	CE

The information provided in this documentation contains general descriptions and/or technical characteristics of the performance of the products contained herein. This documentation is not intended as a substitute for and is not to be used for determining suitability or reliability of these products for specific user applications. It is the duty of any such user or integrator to perform the appropriate and complete risk analysis, evaluation and testing of the products with respect to the relevant specific application or use thereof. Neither Schneider Electric Industries SAS nor any of its affiliates or subsidiaries shall be responsible or liable for misuse of the information contained herein. \*Prices are indicative

## Environment

Standards	CSA C22.2 No 213 CSA C22.2 No 142 IEC 61131-2 UL 508
Product Certifications	GOST-R C-tick CSA CULus
Ambient air temperature for operation	14...131 °F (-10...55 °C) without derating horizontal installation) 131...140 °F (55...60 °C) with derating factor horizontal installation) 14...122 °F (-10...50 °C) vertical installation)
Ambient Air Temperature for Storage	-40...158 °F (-40...70 °C)
Relative humidity	5...95 % without condensation
Operating altitude	0...6561.68 ft (0...2000 m)
Storage altitude	0.00...9842.52 Ft (0...3000 m)
Vibration resistance	1 gn 8.4...150 Hz DIN rail 3.5 mm 5...8.4 Hz DIN rail
Shock resistance	15 gn 11 ms
Resistance to electrostatic discharge	4 KV on contact EN/IEC 61000-4-2 8 KV in air EN/IEC 61000-4-2
Resistance to electromagnetic fields	0.91 V/M (1 V/m) 2...2.7 GHz EN/IEC 61000-4-3 9.14 V/M (10 V/m) 80...2000 MHz EN/IEC 61000-4-3
Resistance to fast transients	1 KV EN/IEC 61000-4-4 I/O) 1 KV EN/IEC 61000-4-4 shielded cable) 2 KV EN/IEC 61000-4-4 power lines)
Surge withstand	0.5 KV differential mode EN/IEC 61000-4-5 1 KV common mode EN/IEC 61000-4-5
Electromagnetic compatibility	EN/IEC 61000-4-6
Disturbance radiated/conducted	CISPR 11



## Ordering and shipping details

Category	18296 - PACDRIVE-3 PRODUCTS
Discount Schedule	PC51
GTIN	03595864093024
Nbr. of units in pkg.	1
Package weight(Lbs)	1.80 Oz (50.9 g)
Returnability	Yes
Country of origin	AT

## Packing Units

Unit Type of Package 1	PCE
Package 1 Height	0.79 In (2 cm)
Package 1 width	2.36 In (6 cm)
Package 1 Length	4.13 In (10.5 cm)

## Offer Sustainability

Sustainable offer status	Green Premium product
California proposition 65	WARNING: This product can expose you to chemicals including: Lead and lead compounds, which is known to the State of California to cause cancer and birth defects or other reproductive harm. For more information go to <a href="http://www.P65Warnings.ca.gov">www.P65Warnings.ca.gov</a>
REACH Regulation	 <a href="#">REACH Declaration</a>
REACH free of SVHC	Yes
EU RoHS Directive	Pro-active compliance (Product out of EU RoHS legal scope)  <a href="#">EU RoHS Declaration</a>
Toxic heavy metal free	Yes

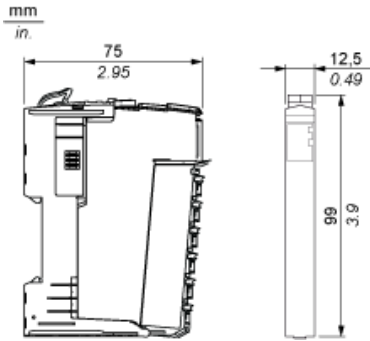
Mercury free	Yes
RoHS exemption information	<a href="#">Yes</a>
China RoHS Regulation	<a href="#">China RoHS Declaration</a>
Environmental Disclosure	<a href="#">Product Environmental Profile</a>
Circularity Profile	<a href="#">End Of Life Information</a>
WEEE	The product must be disposed on European Union markets following specific waste collection and never end up in rubbish bins.
PVC free	Yes

### Contractual warranty

Warranty	18 months
----------	-----------

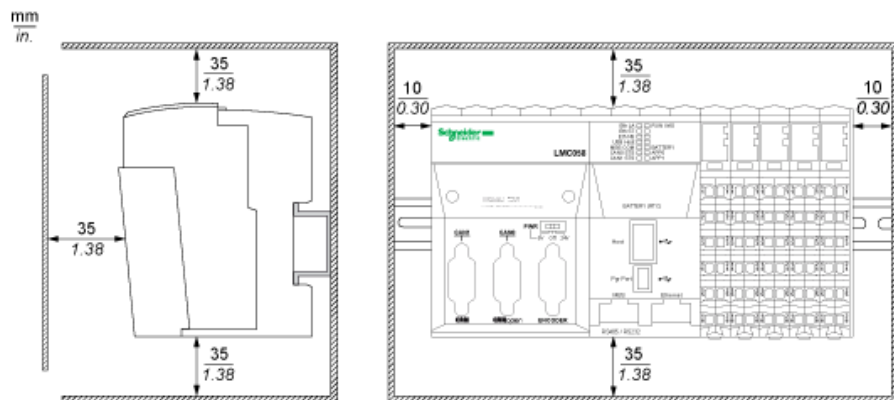
TM5 Slice

Dimensions

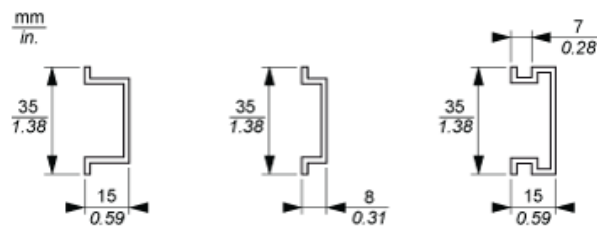


## TM5 System

### Spacing Requirements







### Mounting on a DIN Rail



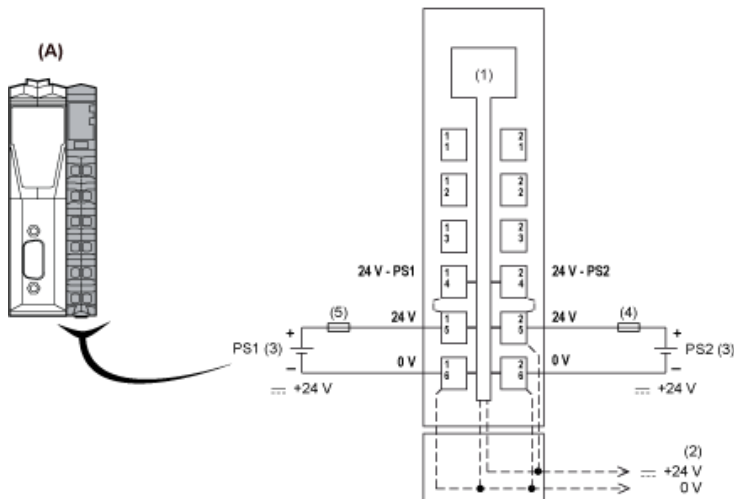
TM5 System Wiring Recommendations

Wire Sizes to Use with the Removable Spring Terminal Blocks

mm in.				
mm <sup>2</sup>	0,08...2,5	0,25...2,5	0,25...1,5	2 x 0,25...2 x 0,75
AWG	28...14	24...14	24...16	2 x 24...2 x 18

Interface Power Distribution Module

Wiring Diagram



- (A) Interface Power Distribution Module (IPDM)
- (1) Internal electronics
- (2) 24 Vdc I/O power segment integrated in the bus bases
- (3) PS1/PS2: External isolated power supply 24 Vdc
- (4) External fuse, Type T slow blow, 10 A max., 250 V
- (5) External fuse, Type T slow blow, 1 A, 250 V

Product Life Status : **Commercialised**